

# Autism Spectrum Disorder Detection in Children using the Efficacy of Machine Learning Approaches

Tariq Rafiq, Zafar Iqbal, Tahreem Saeed, Yawar Abbas Abid, Muneeb Tariq, Urooj Majeed, and Akasha

Department of Computer Science, COMSATS University Islamabad, Sahiwal Campus, Punjab, Pakistan

## Abstract

For the future prosperity of any society, the sound growth of children is essential. Autism Spectrum Disorder (ASD) is a neurobehavioral disorder which has an impact on social interaction of autistic child and has an undesirable effect on his learning, speaking, and responding skills. These children have over or under sensitivity issues of touching, smelling, and hearing. Its symptoms usually appear in the child of 4- to 11-year-old but parents did not pay attention to it and could not detect it at early stages. The process to diagnose in recent time is clinical sessions that are very time consuming and expensive. To complement the conventional method, machine learning techniques are being used. In this way, it improves the required time and precision for diagnosis. We have applied TFLite model on image based dataset to predict the autism based on facial features of child. Afterwards, various machine learning techniques were trained that includes Logistic Regression, KNN, Gaussian Naïve Bayes, Random Forest and Multi-Layer Perceptron using Autism Spectrum Quotient (AQ) dataset to improve the accuracy of the ASD detection. On image based dataset, TFLite model shows 80% accuracy and based on AQ dataset, we have achieved 100% accuracy from Logistic Regression and MLP models.

## Keywords

*Autism Spectrum Disorder, KNN, Gaussian Naïve Bayes, Random Forest, Multi-Layer Perceptron, Logistic Regression, Autism Spectrum Quotient*

## 1. Introduction

Autism spectrum disorder (ASD) is the disorder of neurodevelopment of child and can be detected in early age. This disorder can be cured easily at primary level but if it is neglected then it can harm the whole life of the individual suffering from it [1]. The interaction and communication with others will be decreased and it will be difficult for the individual to survive in ups and downs of life. Autism can be caused by environmental and genetic problems. Its major symptoms are problem in eye contact, repetitive behavior, and increase in response time, communication problems, inappropriate giggling and laughing, no sensitivity of pain, no proper response to sound, not able to express their gestures and usage of echo words [2]. These symptoms are usually recognized by teachers and parents. Autism detection is very extensive and expensive method that requires a very large number of sessions with the psychiatrists. The common methods used in clinics are Autism Diagnostic Observation

Schedule Revised (ADOS-R) and Autism Diagnostic Interview Revised (ADI-R). The ADI-R method contain verbal sections and the child who is not big enough and having delayed speaking issues can score 25%, in this way the answer could not obtained correctly for the patient. While conducting the interview, the trained examiner takes 90 to 150 minutes session with the caregiver which is time taking and the data can also be missed during the interview. The ADOS-R method depends on the provided answers and measured the result on the basis of scoring. The disadvantage of this approach is over classification because children could have other clinical disorders also. These are very lengthy procedures and for the early detection it will take at least 12 to 13 months and in the meantime the level of ASD could be increased. Many individuals are suffering from it and are increasing day by day in the population because of the bottleneck of these traditional methods that are very hectic and time consuming in nature. Thus, the professionals required an easy and accessible method that is time efficient also to detect ASD accurately. In this way, they can tell the individual whether they are suffering with ASD symptoms or not so that they can go for the clinical diagnosis as early as possible.

To alleviate and decrease the symptoms of ASD, it is very crucial to detect the autism in its early stages that can help the individuals to improve the quality of life as autism affects the economy of the world as well. For the early detection of autism accurately and quickly, we can use machine learning techniques to help the families in taking timely consultations with the psychiatrists [3]. There are some screening methods to detect the ASD in children of age 4 to 11 including Autism Spectrum Quotient (AQ), Childhood Autism Spectrum Test (CAST) and Social Communication Questionnaire (SCQ). In this study, we have used AQ for children of age 4 to 11.

AQ screening method is developed in the study [4]. These are 10 questions that are based on the behavior of child. This method helps to classify the autistic person from non-autistic one. We use machine learning techniques to automate the process of classification and to give accurate and optimal result. The preprocessing is applied to the dataset [5] to make improvement in classification. We have used five different machine learning models to detect the individual is suffering with ASD or not. These models include KNN, Gaussian Naïve Bayes, Logistic Regression, Random Forest and MLP. We used different features like age, ethnicity, gender etc. and

determine the best model by evaluating each classifier. Then 10-fold cross validation technique is applied on these classifiers and MLP outperformed in it.

Autism can also be detected by extracting the facial features of the individual. The image processing helps us here to process the face images of child from dataset [6] and classify them based on their facial features. These features include wider mouth, shorter middle face, broader top face, wider eyes, and philtrum. The child with any of these facial features might have symptoms of autism. We have used TFLite model for the classification of images as by default it uses CNN which is deep learning technique. Therefore, autism can be detected by using the images of child and much easier for the person who is diagnosing the unknown autistic child.

The structure of remaining paper includes “Related Work” summarize the survey about the literature. The “Methodology” contains sub-sections in which “data Analysis and Preprocessing” includes description about the “dataset collection” and “Data Preprocessing”, and “Applying Classification Techniques” section contains different classifiers in detail. At the end, results are discussed in which various experiments and there comparisons are performed.

## 2. Related Work

Several research have used machine learning to improve and speed up the diagnosis of ASD in various ways. The study in literature [7] used forward feature selection and under sampling to distinguish between autism and schizophrenia. A 65-item Social Responsiveness Scale was used to diagnose ADHD. The study in literature [8] based their measures onto predict ASD, researchers looked at brain activity. Techniques of soft computing such as artificial neural networks (ANN) and probabilistic reasoning have also been employed. Data from brain neuroimaging was used in a few researches [9].

The study in literature [10] used the ABIDE database to extract 6 personal traits from 851 respondents and used a cross-validation technique for training and testing machine learning models. This was utilized to distinguish between patients with and without ASD. The study in literature [11] presented the Rules Machine Learning, (RML), a new Machine learning technique that provides users with a knowledge base of rules for comprehending the fundamental causes for classification as well as detecting ASD symptoms. The study in literature [12] uses various machine learning models on datasets of toddlers, children and adults.

The study in literature [13] applies five CNN pre-trained models on the photographs of children to detect autism in them. This study investigates the utility of static features taken from autistic children's facial pictures as a

biomarker for distinguishing them from usually developing children. The study in literature [14] use Support Vector Machines (SVM), Logistic Regression (LR), K-Nearest Neighbor (KNN), Naïve Bayes (NB) and Random Forest Classifier (RFC) classifiers on the dataset of children to detect autism.

The major goal of this article is to see if the child is at risk for ASD in its early stages, which will assist speed up the diagnosis process. According to these findings, on AQ dataset Logistic Regression had the highest accuracy for the dataset we chose. We used five ML models to identify individual subjects as having ASD or not having ASD in this work, using numerous variables such as age, sex, ethnicity, and others, and evaluating each classifier to determine the best performing model.

## 3. Methodology

The methodology used in this paper is two-fold that includes AQ and image based ASD detection to increase the detection accuracy as shown in Figure 1. The following sub-sections elaborate both phases in detail.

### 3.1 AQ based ASD Detection

Firstly the AQ dataset is collected, data pre-processing is applied, and at the end, machine learning based models are trained to detect ASD. These phases are discussed below.

#### 3.1.1 Dataset Collection

The ASD dataset [5] contains 21 attributes and 292 samples. Dataset contains binary attributes in which includes 10 screening questions A1 to A10, numeric attributes like age and result and also contains categorical attributes that consist of autism, used\_app\_before, ethnicity, gender, relation, jaundice, class/ASD, age\_desc and contory\_of\_res. The data is collected and on the basis of answers of A1 to A10 questions, the class value is assigned. If the total score is less than 7, then the class value “No” is assigned which represents that the autism is not detected in the child. Otherwise, the class value “Yes” is assigned that represents the autism is detected. Dataset contains 141 ASD cases and 151 Non\_ASD cases.

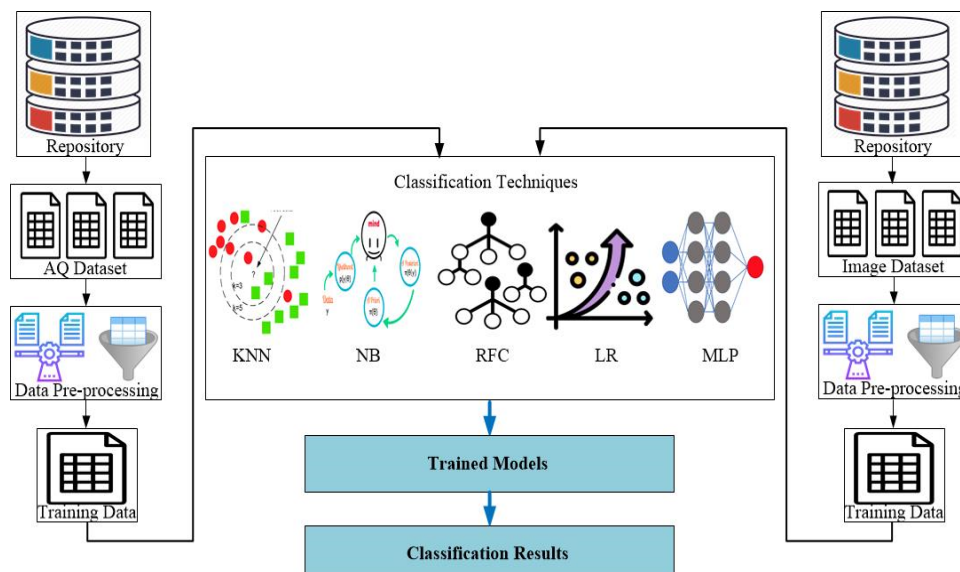


Figure 1. Methodology for AQ based ASD Detection

### 3.1.2 Data Preprocessing

For improvement of classification and simplification of our model, we preprocessed our data by removing the instances that contains the missing values. Then we cleaned our dataset by dropping the attributes that contains the meta information. The attributes that contains Meta information are Id, age\_desc, Contory\_of\_res, Used\_app\_before and result. We determined that the attribute “score” contains the value greater than or equal to 7 is considered as the child is autistic, that is classified as ASD/Class Yes. Therefore, if we include this attribute for classification the outcome of target variable is already defined for algorithm. That’s why; during analysis this attribute is removed. We select the 16 attributes of the ASD dataset for the detection. The list of 16 attributes that we used includes A1-A10, age, gender, ethnicity, jaundice, autism and relation.

### 3.1.3 Classification Techniques

For training the model, we split the dataset into training and testing. In which the training part contains 80 percent data and testing part contains 20 percent data that will be used for testing the accuracy of the model and the effectiveness of the model on the unseen data. This will help us for determining the over fitting and under fitting of the model. After performing the data preprocessing, we apply the different machine learning techniques in which include KNN, Gaussian Naïve Bayes, Logistic Regression, Random Forest and MLP for determining the highest accuracy. As, no single technique is perfect for different classification problems and datasets. The detailed description about the classification techniques are given as:

#### a. KNN

The KNN [15] is a classification algorithm that consist of two parts distance metric notion and the points are similar that are close to each other. The Euclidean distance metric is

used for find the number of training points ( $k$ ) closed to the new data point ( $x$ ) that we want to predict. Then KNN performs the voting and determine the labels for  $x$  that have voting in majority.

#### b. Logistic Regression

Logistic Regression [16] is a classification technique that finds the model having best fit which means the relationship between the set of independent variable and the binomial characters. To find the optimal curve to the data points, logistic regression uses logistic function.

#### c. Random Forest

Random forest [17] is a flexible technique that is used for the regression and classification. On arbitrary data points, it creates multiple decision trees and gets the prediction from each tree. By voting, it selects the best solution

#### d. MLP

Multi-Layer Perceptron [18] is a classification technique that is multi-layer neural network which is fully connected. It includes the three layers input layer, output layer and hidden layer. As output of previous layer will become the input of the next layer. MLP classifier works iteratively, every time the derivatives of loss function are computed to update the parameters of the model.

#### e. Gaussian Naïve Bayes

Gaussian Naïve Bayes [19] is a classification technique that based on the counting and bayes theorem (conditional probability). It assumes that all input features are conditionally independent that’s why the word ‘naïve’ comes. The Gaussian naïve bayes convergence rate is higher than the logistic regression if its assumption is true. That’s why; less training data is required for the naïve bayes classifier. The disadvantage of this classifier is that for small amount of data there is a high bias, and it works on the limited features.

### 3.2 Image Based ASD Detection

Secondly, the image based dataset is collected, data pre-processing is applied, and at the end, TFLite based models are trained to detect ASD. These phases are discussed below.

#### 3.2.1 Dataset Collection

In our research, we faced difficulty to find an open access image dataset that is required for image-based classification model. For creation of our model, we used dataset from Kaggle that is the only dataset we found for classification of autism. This dataset consists of child images of age 2 to 14 with the majority of age 2 to 8, the images are 2D face colored photos of total 2936. This dataset did not contain the information like ethnicity, child's clinical history, socio-economic background and ASD severity score. The dataset contains three folders valid, train and test with subfolders autistic and non-autistic. The validation folder contains 100 images, training folder contains 2536 images and test folder contains 300 images that are equally divided between the subfolders. To achieve the consistent result, the training set has images that consist of entire spectrum to classify the autism in children. Generally, the image classifiers use the very large amount of image data for their algorithm, comparison to this the size of available dataset is small.

#### 3.2.2 Data Preprocessing

The images of children faces are collected from Kaggle repository and applied preprocessing. The features that are used in detection of autism are upper face, middle face, eyes, mouth, and the philtrum.

##### a. Upper Face

The human face can contain broader or shorter upper face. The study shows that the one with broader upper face can contain the symptoms of autism.

##### b. Middle Face

The middle face of human can be broader or shorter. The autistic individuals mostly have shorter middle face. Though, this feature can help for the detection of autism.

##### c. Eyes

We can also detect autism by measuring the size of eyes. The wide eyes show that a child might have symptoms of autism.

##### d. Mouth

The facial feature for the classification of autism also contains the size of mouth. Bigger mouth is shown in the faces of the autistic individuals.

##### e. Philtrum

The philtrum is mainly visible in autistic individuals.

### 3.2.3 Classification Techniques

The classification technique that we applied in the image based detection of autism is described as:

#### a. Convolutional Neural Network (CNN)

Convolutional neural network (CNN) is a deep learning neural community. It's far typically used in feature extraction, photo type, and computer vision. It does not require tremendous pre-processing of the input photo and it uses parallel processing computing techniques so that it may run on the GPU that effects in a faster building and training of models. CNN model includes three layers input layer, hidden layer, and output layer. The CNN structure includes a max-pooling and convolutional layer that acts as a feature extractor, and a fully related layer that performs a nonlinear transformation at the extracted features and acts as a classifier alongside the output layer.

#### b. TFLite

The trained (CNN) models are big and complicated and are not appropriate for running on low-powered small devices inclusive of Android and iPhones. Therefore, the model is converted using TFLite to make it suitable for small gadgets. TFLite is a useful tool made by Tensor Flow as it transforms the complicated Tensor Flow models into smaller and less complicated models to improve the accessibility of fashions. After getting the trained model for the class of personal developments the android app is advanced the usage of flutter, and then the digital camera is used to take the picture.

## 4. Results and Discussion

### A. Model Result for AQ Based ASD Detection

We applied different machine learning classification models which includes KNN, Logistic Regression (LR), Gaussian Naïve Bayes (NB), Random Forest (RF) and Multi-Layer Perceptron (MLP). For performance evaluation of all the models, we used accuracy, F1 score, and support. The comparison results of all classifiers are shown in Table 1. The table shows LR and MLP outperforms KNN, NB, and RFC with 100% accuracy.

TABLE 1: COMPARISON OF MODEL RESULTS

	KNN	NB	RFC	LR	MLP
<b>Accuracy</b>	86.44%	88.13%	93.22%	100%	100%
<b>F1 Score</b>	0.87	0.86	0.93	1.00	1.00
<b>Support</b>	30	27	28	34	25

Across the set of thresholds crisp class labels for the probability predictions are created, in this way we generate precision and recall curve. The precision and recall values are calculated for each threshold value. The graph is created along the recall on the x-axis and precision on the y-axis. The precision recall curves are created against all the applied classifier including KNN (shown in Fig. 2), Logistic Regression (shown in Fig. 3), Naïve Bayes (shown in Fig. 4), Random Forest (shown in Fig. 5), and Multi-Layer Perceptron (shown in Fig. 6).

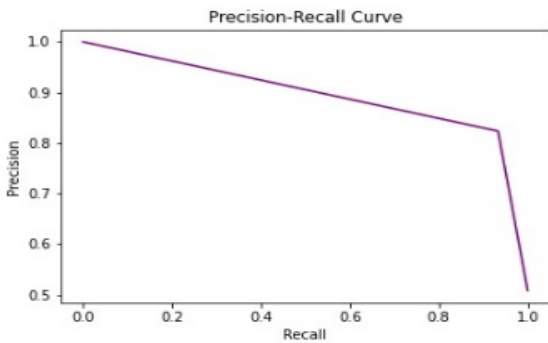


Figure 2. Precision-Recall Curve for KNN

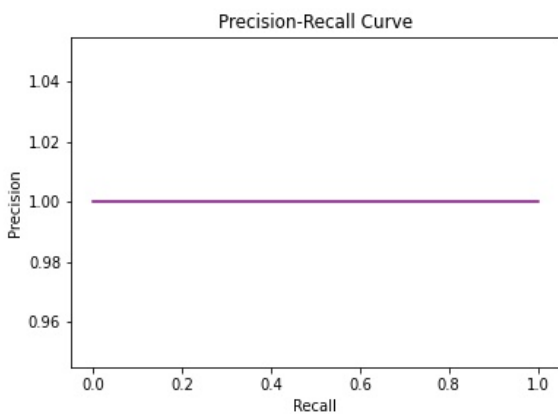


Figure 3. Precision-Recall Curve for Logistic Regression

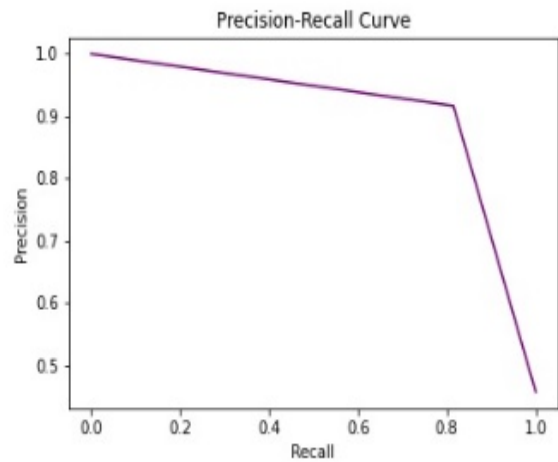


Figure 4. Precision-Recall Curve for Naive Bayes

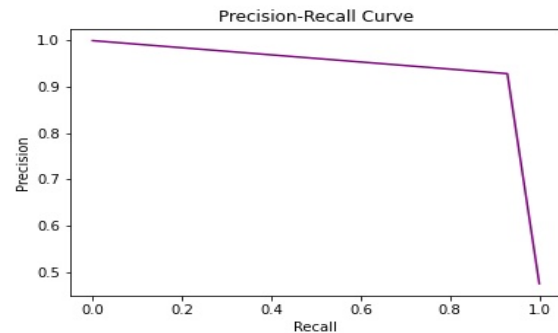


Figure 5. Precision-Recall Curve for Random Forest

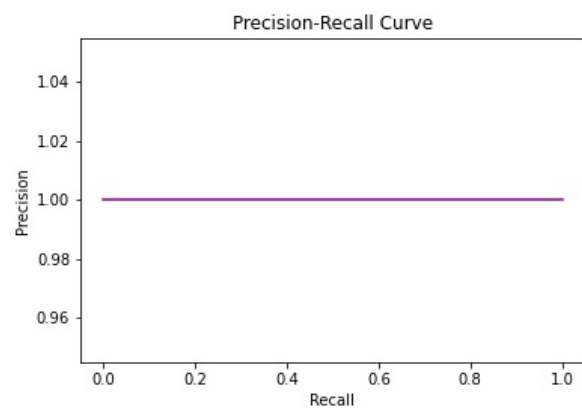


Figure 6. Precision-Recall Curve for Multi-Layer Perceptron

**B. Model Result for Image Based ASD Detection**

We trained the TFLite model having default efficient net lite 0 with Convolutional Neural Network Based architecture. For training the model we split the data into training and testing 90% and 10% respectively. After splitting we train the model on the training dataset with 5 epochs and batch size 82. For every epoch the accuracy of the model increases,

and the loss decreases respectively. In this way, the model becomes more and more accurate. The model training and testing is shown in Fig. 7.

```

Total params: 3,415,586
Trainable params: 2,562
Non-trainable params: 3,413,024

None
Epoch 1/5
/usr/local/lib/python3.7/dist-packages/keras/optimizer_v2/gradient_descent.py:102: UserWarning:
super(SGD, self).__init__(name, **kwargs)
82/82 [=====] - 70s 826ms/step - loss: 0.6115 - accuracy: 0.6883
Epoch 2/5
82/82 [=====] - 67s 812ms/step - loss: 0.5432 - accuracy: 0.7611
Epoch 3/5
82/82 [=====] - 69s 835ms/step - loss: 0.5282 - accuracy: 0.7691
Epoch 4/5
82/82 [=====] - 69s 839ms/step - loss: 0.5140 - accuracy: 0.7824
Epoch 5/5
82/82 [=====] - 69s 840ms/step - loss: 0.5194 - accuracy: 0.7778
10/10 [=====] - 10s 713ms/step - loss: 0.4924 - accuracy: 0.8055

```

Figure 7. Model Training and Testing

Table 2 shows the training accuracy obtained by model is 77.78% with the loss 51.94% on 90% of the dataset with 5 epochs. Then we test our model on remaining 10% of the dataset and it gives accuracy 80.55% with the loss 49.24%.

TABLE 2: TESTING/TRAINING RESULTS

	Accuracy	Loss
<b>Training</b>	77.78%	51.94%
<b>Testing</b>	80.55%	49.24%

## 5. Conclusion and Future Directions

The detection of autism is time taking process; therefore, we have automated this process by using the efficacy of machine learning techniques. In our study, we analyzed the AQ based and image based dataset of children of age 4 to 11. The machine learning classifiers that we applied on AQ based dataset are KNN, Random Forest, Logistic Regression, Gaussian Naïve Bayes and MLP and MLP gives 100% accuracy. After applying 10 folds cross validation Multi-Layer Perceptron outperforms among all. We applied TFLite model on image-based ucithat gives accuracy of 80% by extracting facial features like broader top face, shorter middle face, wider eyes, bigger mouth and philtrum.

In future, our aim is to collect the large datasets for improved performances as the existing dataset did not have enough number of instances in it. We can work with deep learning methods that will use classification and feature assessment integrations. We would also predict the type of ASD (Autistic Disorder, Asperger Syndrome and Pervasive Development Disorder) by collecting the datasets and performing classification algorithms on it.

## 6. References

- [1] F. Thabtah, N. Abdelhamid and D. Peebles , "A machine learning autism classification based on logistic regression analysis," *Health Information Science and Systems*, 01 June 2019.
- [2] L. D. Wiggins, . A. Reynolds, . C. E. Rice, . E. J. Moody, . P. Bernal, . L. Blaskey, . S. A. Rosenberg, . L.-C. Lee and S. E. Levy , "Using Standardized Diagnostic Instruments to Classify Children with Autism in the Study to Explore Early Development," *Journal of Autism and Developmental Disorders*, p. 1271–1280, 28 October 2014.
- [3] M. . R. Islam, . M. A. Kabir, A. Ahmed, A. R. M. Kamal, H. Wang and A. Ulhaq , "Depression detection from social network data using machine learning techniques," *Health Information Science and Systems*, no. 6, 27 August 2018.
- [4] S. B.-. Cohen, . S. Wheelwright, R. Skinner, . J. Martin and E. Clubley, "The Autism-Spectrum Quotient (AQ): Evidence from Asperger Syndrome/High-Functioning Autism, Malesand Females, Scientists and Mathematicians," *Journal of Autism and Developmental Disorders* volume, no. 31, p. pages5–17, February 2001.
- [5] F. F. Thabtah, "Autistic Spectrum Disorder Screening Data for Children Data Set," *UCI Machine Learning Repository*.
- [6] C. SENOL, "Autism\_Image\_Data," *Kaggle*.
- [7] M. Dua, R. Ma, N. Haber and D. P. Wall, "Use of machine learning for behavioral distinction of autism and ADHD," *Translational Psychiatry*, no. 6, 09 February 2016.
- [8] G. Deshpande, L. E. Libero, K. R. Sreenivasan, H. D. Deshpande and . R. . K. Kana, "Identification of neural connectivity signatures of autism using machine learning," *Front. Hum. Neurosci*, 17 October 2013.
- [9] A. Pratap, C. S. Kanimozhisevi, R. Vijayakumar and K. V. Pramod, "Soft Computing Models for the Predictive Grading," *International Journal of Soft Computing and Engineering (IJSCE)*, vol. 4, no. 3, pp. 2231-2307, July 2014.
- [10] S. Yamauchi, H. Kim and S. Shinomoto, "Elemental spiking neuron model for reproducing diverse firing patterns and predicting precise firing times," *Front. Comput. Neurosci.*, no. 4, October 2011.
- [11] F. Thabtah and D. Peebles, "A new machine learning model based on induction of rules for autism detection," *Health Information Journal*, 29 January 2019.
- [12] M. . D. Hossain, M. A. Kabir, A. Anwar and M. Z. Islam , "Detecting autism spectrum disorder using machine learning techniques," *Health Information Science and Systems*, no. 6, 06 April 2021.
- [13] K. K. Mujeeb Rahman and M. M. Subashini, "Identification of Autism in Children Using Static Facial Features and Deep Neural Networks," vol. 12, no. 1, 12 January 2022.
- [14] K. Vakadkar, D. Purkayastha and D. Krishnan , "Detection of Autism Spectrum Disorder in Children Using Machine Learning Techniques," *SN Computer Science*, no. 2, 22 July 2021.
- [15] O. Altay and M. Ulas, "Prediction of the autism spectrum disorder diagnosis with linear discriminant analysis classifier

and K-nearest neighbor in children," International Symposium on Digital Forensic and Security (ISDFS), pp. 1-4, 2018.

- [16] K. Shah, H. Patel, . D. Sanghvi and . M. Shah, "A Comparative Analysis of Logistic Regression, Random Forest and KNN Models for the Text Classification," 05 March 2020.
- [17] A. Parmar, R. Katariya and V. Patel, "A Review on Random Forest: An Ensemble Classifier," International Conference on Intelligent Data Communication Technologies and Internet of Things (ICICI), 2018.
- [18] H. Taud and J. F. Mas, "Multilayer Perceptron (MLP)," Geomatic Approaches for Modeling Land Change Scenarios, 2018.
- [19] Z.-j. Bi, . Y.-q. Han, . C.-q. Huang and M. Wang, "Gaussian Naive Bayesian Data Classification Model Based on Clustering Algorithm," Advances in Intelligent Systems Research, July 2019.



**Tariq Rafiq** is pursuing his PhD Studies from Superior University, Lahore (Punjab) Pakistan. He received his MS degree in Computer Science from Virtual University (VU) of Pakistan in 2016. Currently, He is serving as Lecturer at Department of Computer Science, COMSATS University Islamabad (CUI), Sahiwal Campus, Pakistan. He has won several Certificates of honour for his best

teaching. His research interests include Information Systems, Data Mining, Information Security, Internet of Things and Modeling of Intelligent Systems.



**Dr. Zafar Iqbal** received his MSc Computer Science from Punjab University College of Information Technology (PUCIT), Lahore. He earned his MS Computer Science from University of Engineering and Technology (UET), Lahore in 2008 under HEC Indigenous Scholarship Program. He was also awarded with PhD in Computer Science from COMSATS

University Islamabad (CUI), Islamabad, Pakistan in 2021 under the In-House PhD fellowship. Currently, he is serving as Assistant Professor at COMSATS University Islamabad, Sahiwal Campus, Punjab, Pakistan. He is an authorized CISCO Certified Academic Instructor (CCAI). He also worked in High Performance Computing Lab (HPCL) at Al-Khwarizmi Institute of Computer Science (KICS), UET, Lahore during his master studies. He has supervised various ICT R&D funded projects. Now, he has great enthusiasm towards his research activities. His current research interests include Machine Learning, Modeling of Intelligent Systems, Internet of Things, VANETs, Wireless Ad hoc Networks and its applications.



**Tahreem Saeed** received MS in Computer Science degree in 2017, from COMSATS Institute of Information Technology (CIIT), Sahiwal, Pakistan. She is currently serving as a Lecturer in Department of Computer Science at COMSATS University Islamabad, Sahiwal Campus, Punjab, Pakistan. She received her BS degree in

Telecommunication and Networking with distinction of Gold Medal from the same prestigious Institute. She won ICT R&D funding for her research project in BSTN. Her research interests are Wireless Ad hoc networks and its applications, Internet of things, IoV, IoMT, Big Data, Modeling of Systems using Formal Approaches, Various applications and Modeling of Biosensor Antennas.



**Yawar Abbas Abid** is a Ph.D. student in Cyberspace Security at the School of Computer Science and Information Security, Guilin University of Electronic Technology in China (GUET). Prior to pursuing his doctoral degree, he obtained a Master's degree in Computer Science from Government College University Lahore (GCUL) in 2014. Currently, he is

a Lecturer in the Department of Computer Science at COMSATS University Islamabad (Sahiwal Campus) in Pakistan. His research interests include Cyberspace Security, Wireless and Mobile Communications, Neural Networks and Machine Learning Models, and wireless Ad hoc networks.



**Muneeb Tariq** is continuing his Master of Science in Computer Science (MScS) form COMSATS University Islamabad, Sahiwal Campus. He received Bachelor of Science in Computer Science (BSCS) degree with distinction from University of Sahiwal (Punjab) Pakistan. He is a very enthusiast entrepreneur with over 4 years of experience in E-commerce and 6 years of experience in Development

and have launched and managed hundreds of projects nationally and internationally. His current research interests include Machine Learning, Modeling of Intelligent Systems, Internet of Things, VANETs, and its applications.



**Urooj Majeed** is a Developer in Meta Logix, Sahiwal. She received a bachelor's degree in Computer Science with the distinction of Campus Gold and Institute Silver Medalist from COMSATS University Islamabad, Sahiwal Campus. Her research focuses on identification of Autism in Children using machine learning algorithms. She is interested in

machine learning, data science, and neural networks.



**Akasha** is a Developer in Meta Logix, Sahiwal. She received a bachelor's degree in Computer Science with the distinction of Campus Silver Medalist from COMSATS University Islamabad, Sahiwal Campus. Her research focuses on identification of Autism in Children using machine learning algorithms. She is interested in artificial intelligence, robotics, and neural networks.